



Appendix F for BT LE Test Data

Product Name: myFirst Fone R1s、myFirst Fone R1c

Test Model: KW1305

Environmental Conditions

Temperature:	23.6° C
Relative Humidity:	54.1%
ATM Pressure:	100.0 kPa
Test Engineer:	Taylor Hu
Supervised by:	Nick Peng





F.1 RF Output Power

Condition	Mode	Frequency (MHz)	Max EIRP (dBm)	Limit (dBm)	Verdict
NVNT	BLE	2402	0.77	20	Pass
NVNT	BLE	2440	-0.27	20	Pass
NVNT	BLE	2480	0.05	20	Pass

Condition	Mode	Frequency (MHz)	Max EIRP (dBm)	Limit (dBm)	Verdict
NVLT	BLE	2402	0.71	20	Pass
NVLT	BLE	2440	-0.27	20	Pass
NVLT	BLE	2480	0.04	20	Pass

Condition	Mode	Frequency (MHz)	Max EIRP (dBm)	Limit (dBm)	Verdict
NVHT	BLE	2402	0.70	20	Pass
NVHT	BLE	2440	-0.37	20	Pass
NVHT	BLE	2480	-0.03	20	Pass

***Note: 20 bursts had been captured for power measurement.

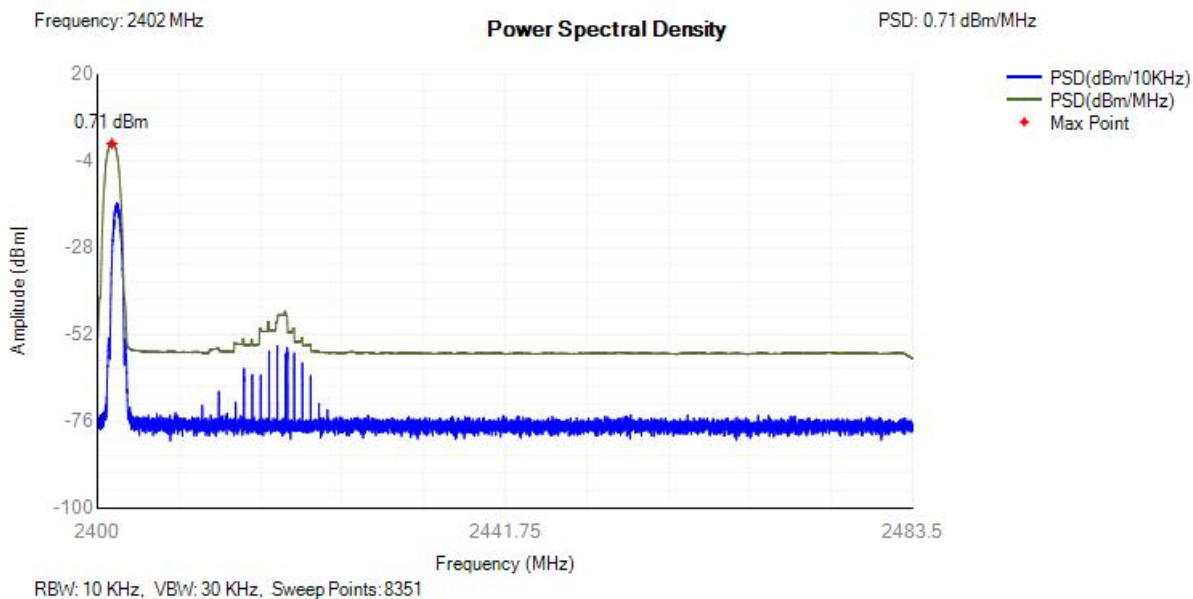




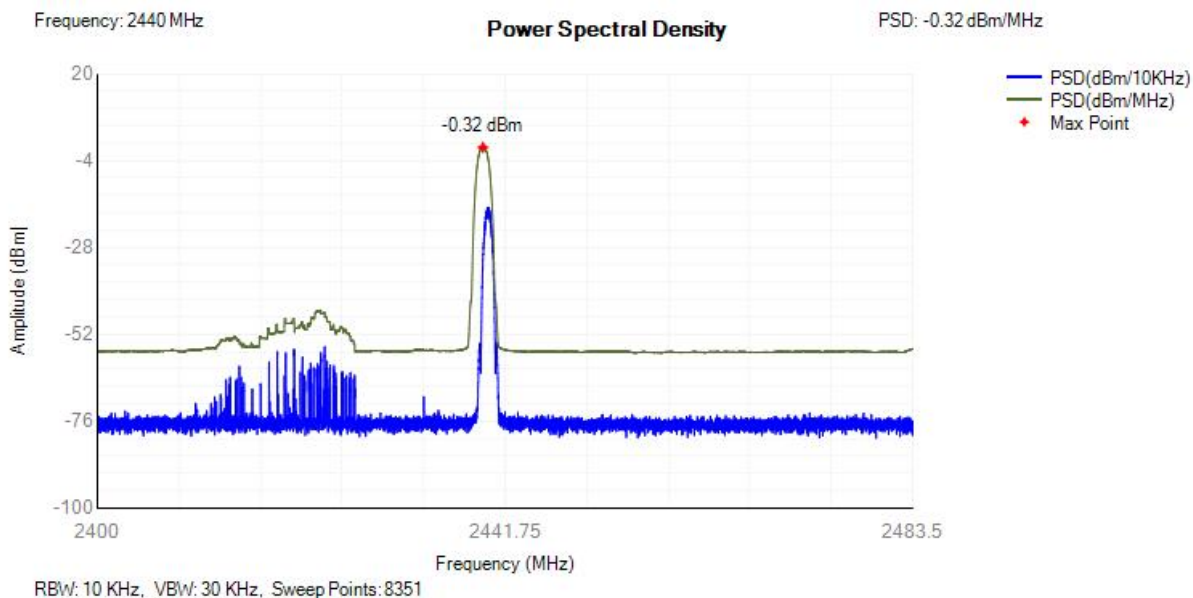
F.2 Power Spectral Density

Condition	Mode	Frequency (MHz)	Max PSD (dBm/MHz)	Limit (dBm/MHz)	Verdict
NVNT	BLE	2402	0.71	10	Pass
NVNT	BLE	2440	-0.32	10	Pass
NVNT	BLE	2480	0	10	Pass

PSD NVNT BLE 2402MHz

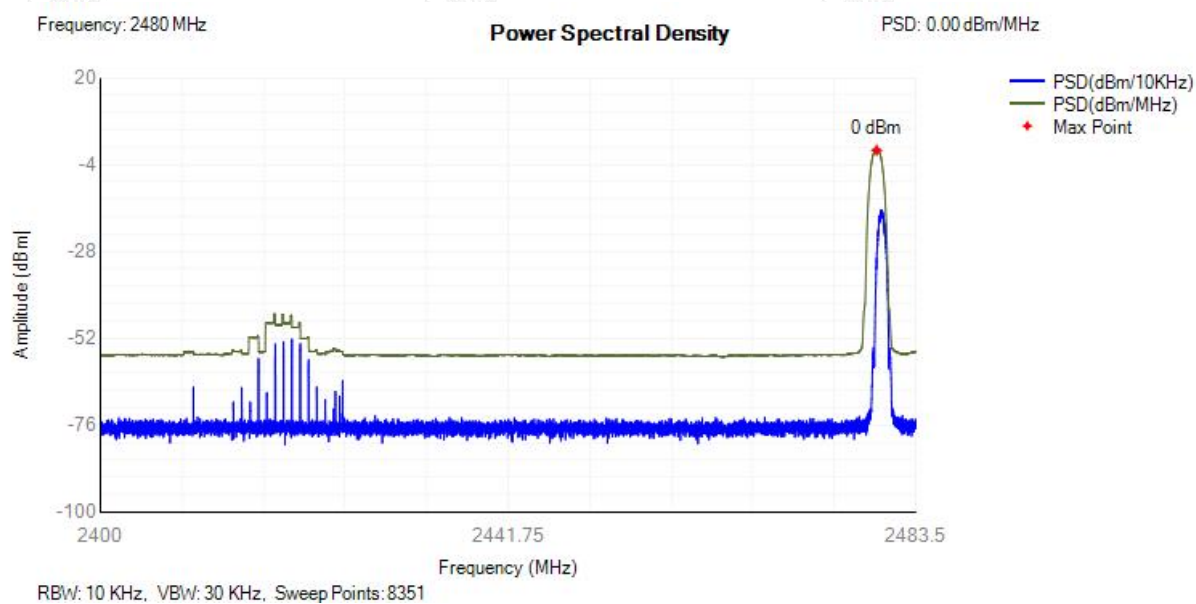


PSD NVNT BLE 2440MHz





PSD NVNT BLE 2480MHz

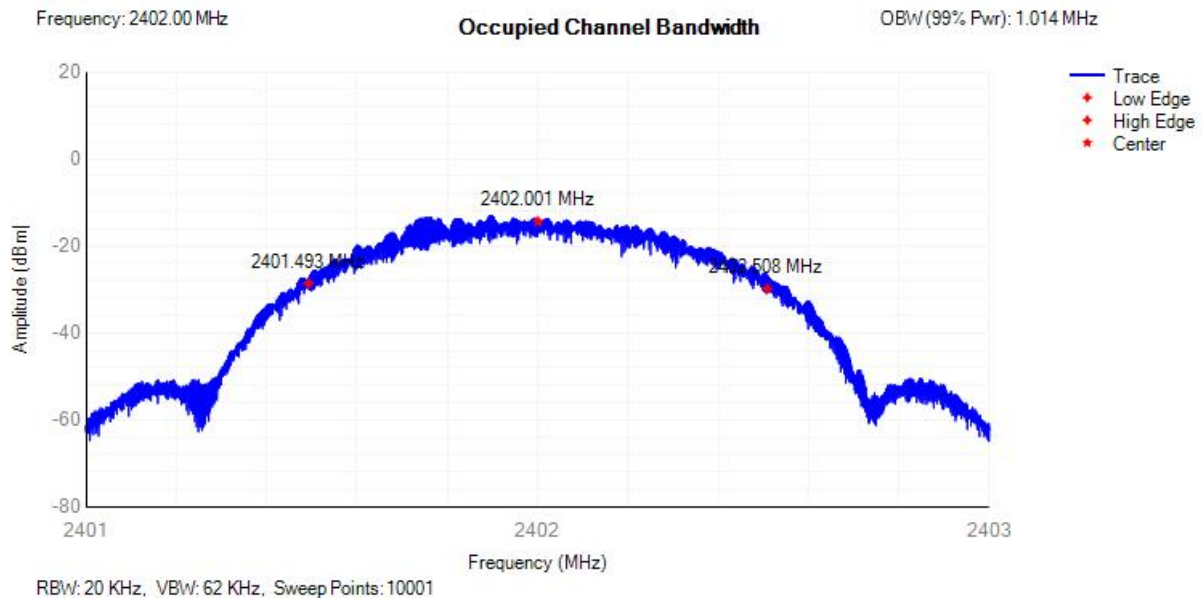




F.3 Occupied Channel Bandwidth

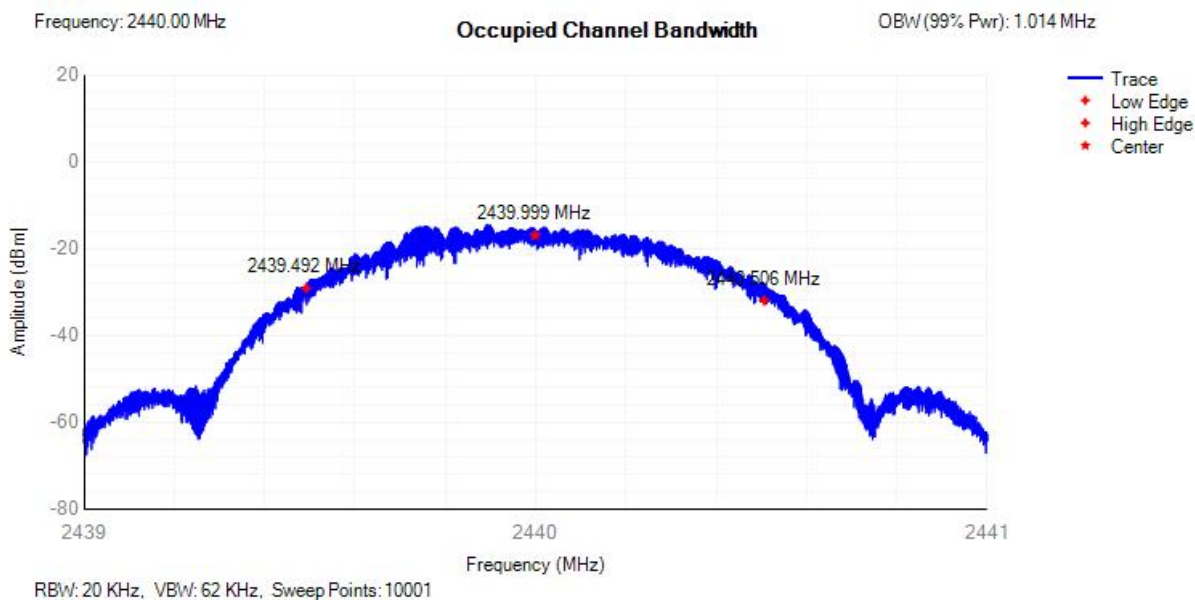
Condition	Mode	Frequency (MHz)	Center Frequency (MHz)	OBW (MHz)	Lower Edge (MHz)	Upper Edge (MHz)	Limit OBW (MHz)	Verdict
NVNT	BLE	2402	2402.001	1.014	2401.493	2402.508	2400 - 2483.5MHz	Pass
NVNT	BLE	2440	2439.999	1.014	2439.492	2440.506	2400 - 2483.5MHz	Pass
NVNT	BLE	2480	2479.999	1.016	2479.491	2480.507	2400 - 2483.5MHz	Pass

OBW NVNT BLE 2402MHz

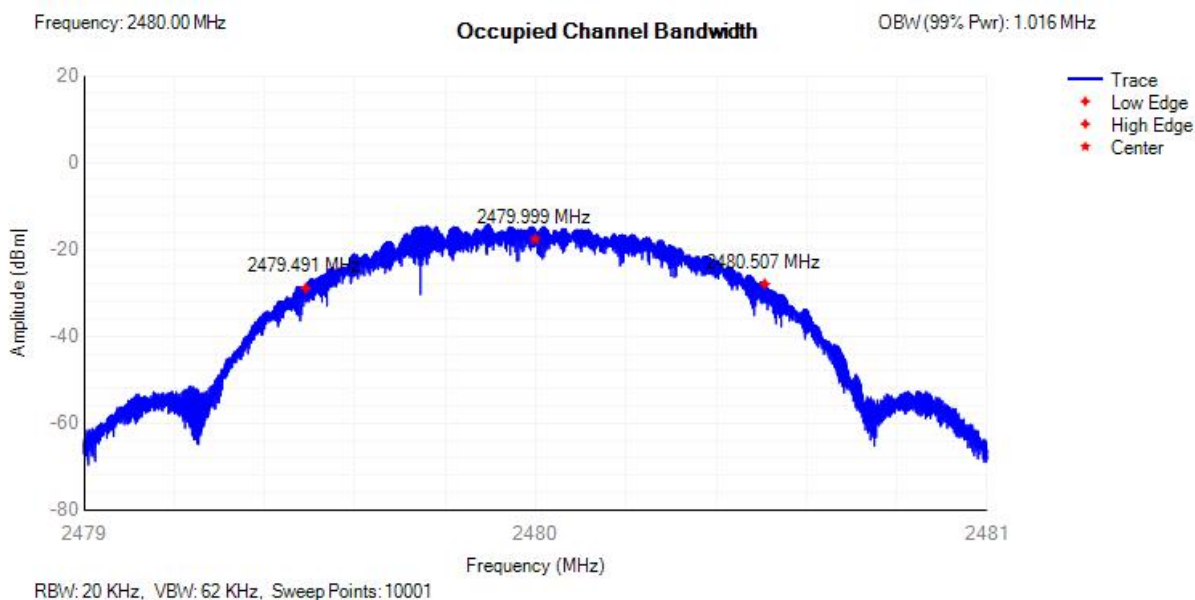




OBW NVNT BLE 2440MHz



OBW NVNT BLE 2480MHz



Shenzhen LCS Compliance Testing Laboratory Ltd.

Add: Room 101, 201, Building A and Room 301, Building C, Juji Industrial Park, Yabianxueziwei, Shajing Street, Bao'an District, Shenzhen, Guangdong, China

Tel: +(86) 0755-82591330 | E-mail: webmaster@lcs-cert.com | Web: www.lcs-cert.com

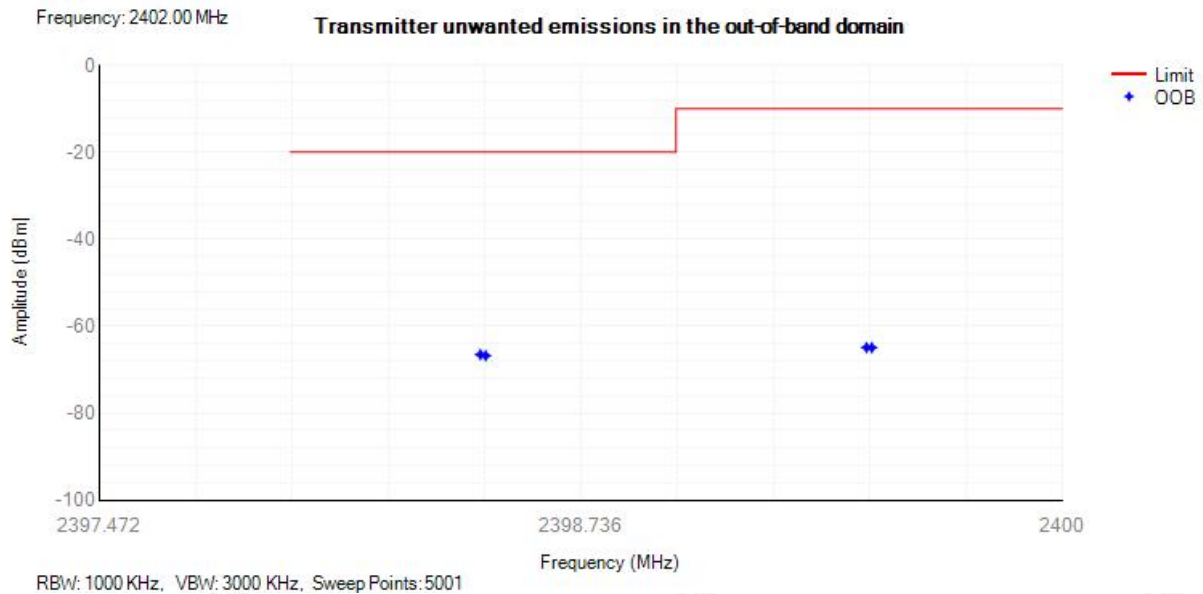
Scan code to check authenticity



F.4 Transmitter unwanted emissions in the out-of-band domain

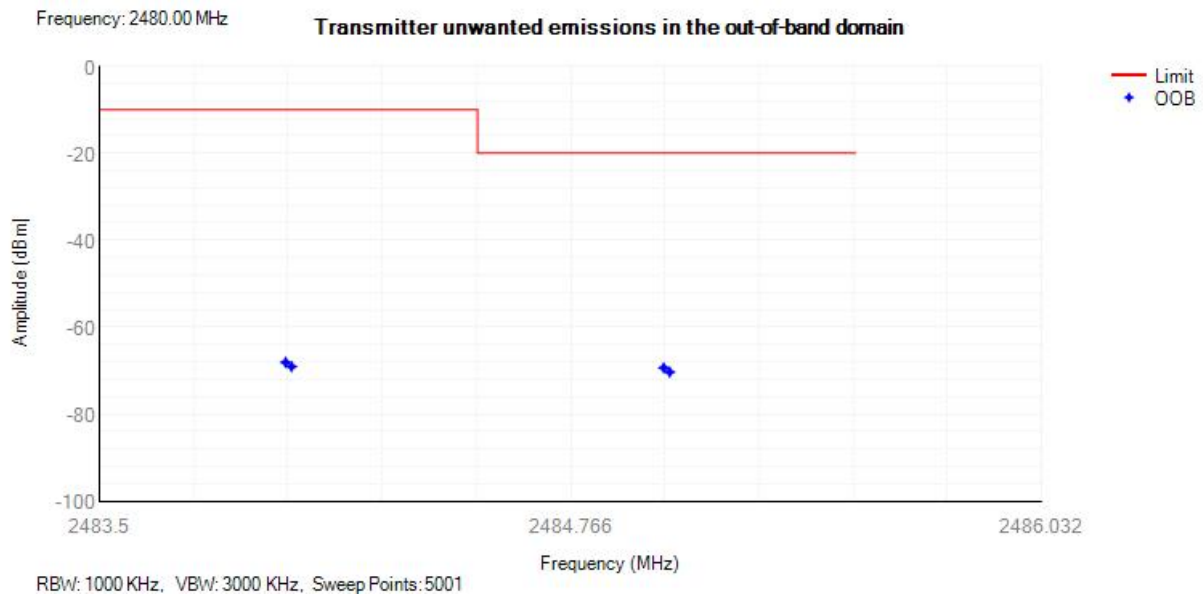
Condition	Mode	Frequency (MHz)	OOB Frequency (MHz)	Level (dBm/MHz)	Limit (dBm/MHz)	Verdict
NVNT	BLE	2402	2399.5	-64.92	-10	Pass
NVNT	BLE	2402	2399.486	-64.9	-10	Pass
NVNT	BLE	2402	2398.486	-66.77	-20	Pass
NVNT	BLE	2402	2398.472	-66.52	-20	Pass
NVNT	BLE	2480	2484	-68.07	-10	Pass
NVNT	BLE	2480	2484.016	-69.06	-10	Pass
NVNT	BLE	2480	2485.016	-69.34	-20	Pass
NVNT	BLE	2480	2485.032	-70.31	-20	Pass

Tx. Emissions OOB NVNT BLE 2402MHz





Tx. Emissions OOB NVNT BLE 2480MHz

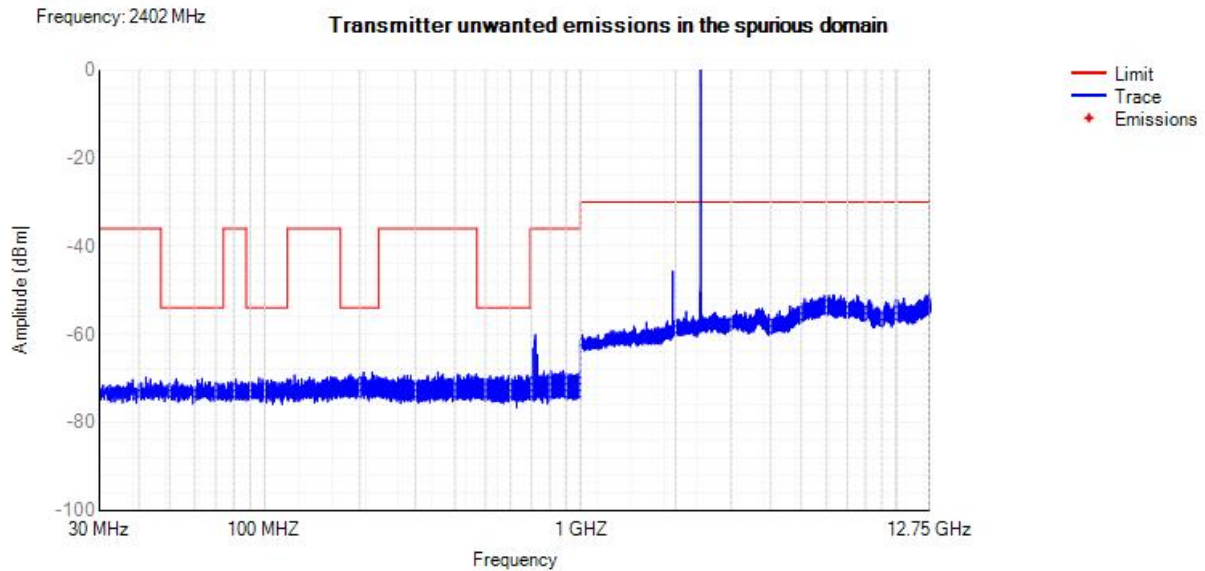




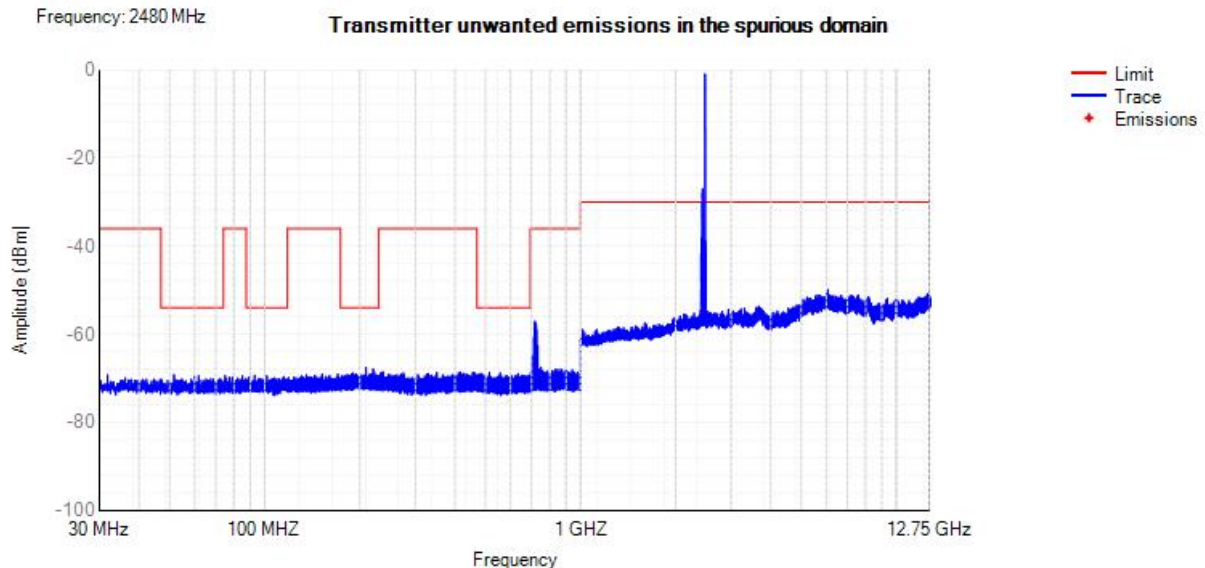
F.5 Transmitter unwanted emissions in the spurious domain

Condition	Mode	Frequency (MHz)	Range	Spur Freq (MHz)	Spur Level (dBm)	Limit (dBm)	Verdict
-----------	------	-----------------	-------	-----------------	------------------	-------------	---------

Tx. Spurious NVNT BLE 2402MHz



Tx. Spurious NVNT BLE 2480MHz

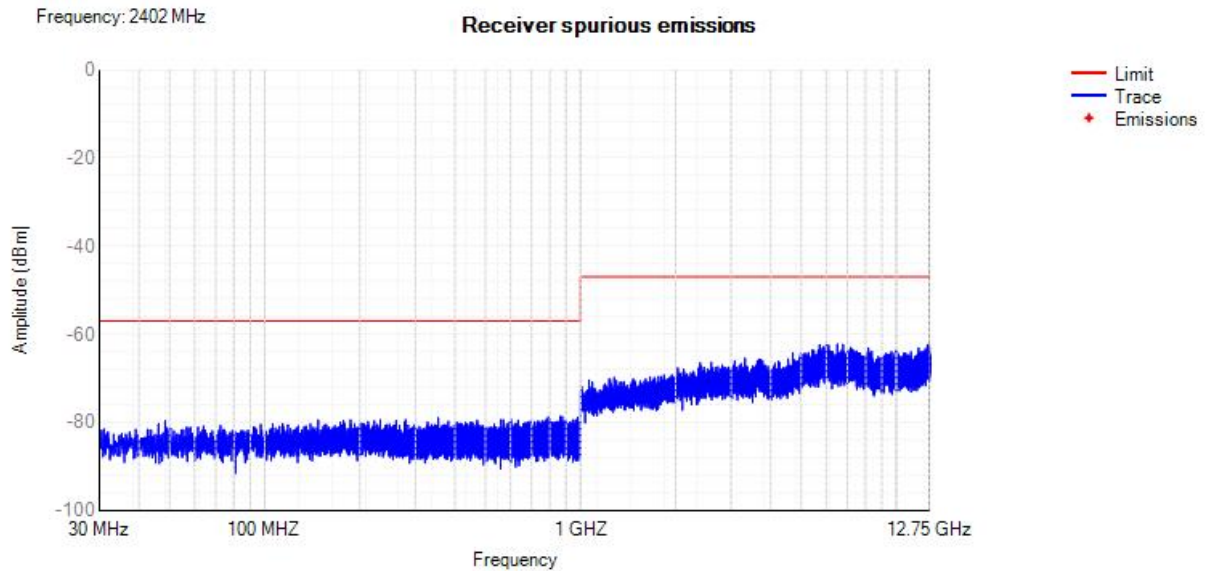




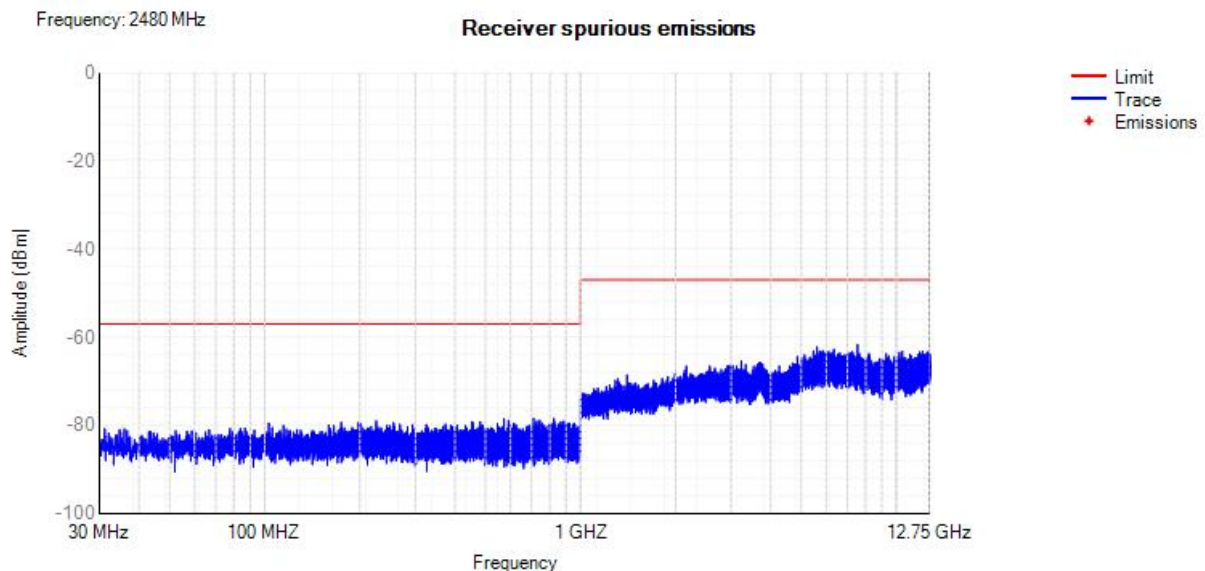
F.6 Receiver spurious emissions

Condition	Mode	Frequency (MHz)	Range	Spur Freq (MHz)	Spur Level (dBm)	Limit (dBm)	Verdict
-----------	------	-----------------	-------	-----------------	------------------	-------------	---------

Rx. Spurious NVNT BLE 2402MHz



Rx. Spurious NVNT BLE 2480MHz





F.7 Receiver Blocking

Test Mode	Test Channel (MHz)	Wanted Signal Mean Power from Companion Device (dBm)	Blocking Signal Frequency (MHz)	Blocking Signal Power (dBm)		Type of Blocking Signal	PER(%)		Test Result
				Test Value	Limit		Test Value	Limit	
BLE	2402	-69	2380	-26	≥-34	CW	2.88	10	Pass
			2504	-21	≥-34	CW	2.50	10	Pass
			2300	-23	≥-34	CW	2.57	10	Pass
			2584	-22	≥-34	CW	2.79	10	Pass
	2480	-69	2380	-26	≥-34	CW	3.18	10	Pass
			2504	-26	≥-34	CW	3.00	10	Pass
			2300	-25	≥-34	CW	2.16	10	Pass
			2584	-23	≥-34	CW	2.63	10	Pass

